



Kentucky High School Athletic Association

2280 Executive Drive • Lexington, KY 40505 • www.khsaa.org • (859)299-5472 (859)293-5999 (fax)

To: Superintendent, Principal, and Athletic Director

From: Brigid L. DeVries, Commissioner
Larry Boucher, Assistant Commissioner *LB*


Date: June 20, 2003

Subject: 2002-2003 Annual Report Forms Submission

School: Frankfort High School

Enclosed please find a copy of Form T-65, The 2002-2003 Annual Report Forms Checklist. In addition, you may find an attachment with corrected copies of the forms submitted by your school personnel. Please review this information so the forms can be completed accurately in the future. Also, KHSAA Audit Staff may have requested a re-submission of some of the 2002-2003 Annual Report Forms or need additional information on your athletic programs. Please submit this information by the date requested if this is applicable. Copies and all KHSAA Title IX documents must be kept current and included in your permanent Title IX File at the school. All documents are subject to Open Records Requests.

Should you need any further information, please do not hesitate to call anytime.



MEMORANDUM

TO: KHSAA Member School Superintendents, Principals, and Athletic Directors

FROM: Brigid L. DeVries, Commissioner
Larry Boucher, Executive Assistant Commissioner *LB*

DATE: May 27, 2003

RE: 2003 Title IX Forms Submission

School	Frankfort High School	Reviewed by	Phyllis Catlett
--------	-----------------------	-------------	-----------------


The following is a status report regarding the required 2002 - 2003 Title IX submission of forms due in to the KHSAA office by April 15, 2003. Appropriate audit personnel have reviewed these forms and the following is a summary of this review.

I. Checklist of Forms properly submitted in a satisfactory manner:

✓	GE 19 (Annual Verification)	✓	T-35 (Budget Expenses)
✓	T-1 (Summary Program Chart 1)	✓	T-36 (Budget Expenses)
✓	T-2 (Summary Program Chart 2)	✓	T-41 (Checklist - Overall Interscholastic Program)
✓	T-3 (Summary Program Chart 3)	✓	T-60 (Corrective Action Plan)
✓	T-4 (Summary Program Chart 4)	✓	T-63 (Interscholastic Survey Results)

II. Status

A.	✓	2002 - 2003 Forms are satisfactory and no further information or action is necessary at this time.
B.		Errors have been noted with respect to the following forms and corrected copies are being returned to you for placement in your Title IX file to ensure proper submission in the future.
C.		The following forms were omitted and must be submitted by school representatives.
D.	✓	<p>Other Recommendation and Comments:</p> <ul style="list-style-type: none"> • It is recommended that students be placed on the Title IX Gender Equity Review Committee. Adding volleyball or adding a JV or Freshman team to an existing sport would increase female participation. • Presently, it appears that Frankfort High School is not in compliance with any of the three tests. • The school has a very aggressive Corrective Action Plan. It appears that some equity issues still remain in expenditures for equipment & supplies, and coaching stipend. Have a nice summer.



MEMORANDUM

To: KHSAA Member School Superintendents, Principals, and Athletic Directors
 From: Brigid L. DeVries, Commissioner
 Larry Boucher, Assistant Commissioner

Date: May 27, 2003

Re: 2003 Title IX Forms Submission

School	<u>FRANKFORT HIGH</u>	Reviewed by	<u>PAULIS CATLETT</u>
--------	-----------------------	-------------	-----------------------

The following is a status report regarding the required 2002-2003 Title IX submission of forms which were due in to the KHSAA office by April 15, 2003. Appropriate audit personnel have reviewed these forms and the following is a summary of this review.

I. Checklist of Forms properly submitted in a satisfactory manner:

GE 19 (Annual Verification)	T-35 (Budget Expenses)
T-1 (Summary Program Chart 1)	T-36 (Budget Expenses)
T-2 (Summary Program Chart 2)	T-41 (Checklist – Overall Interscholastic Program)
T-3 (Summary Program Chart 3)	T-60 (Corrective Action Plan)
T-4 (Summary Program Chart 4)	T-63 (Interscholastic Survey Results)

II. Status

A.	<input checked="" type="checkbox"/>	2002-2003 Forms are satisfactory and no further information or action is necessary at this time.
B.	<input type="checkbox"/>	Errors have been noted with respect to the following forms and corrected copies are being returned to you for placement in your Title IX file to ensure proper submission in the future.
C.	<input type="checkbox"/>	The following forms were omitted and must be submitted by school representatives.
D.	<input type="checkbox"/>	Other Recommendation and Comments: <i>It is recommended that students be placed on the Title IX Gender Equity Committee. Adding volleyball or adding a JV or Freshman team to an existing sport would increase female participation. Presently, it appears that Frankfort High School is not in compliance with any of the Title IX. The school has a very aggressive corrective action plan. It appears that some budget issues still remain in the pendulum for equipment and supplies, and coaching staff. See a nice summer.</i>

APR 16 2003

KHSAA
Form GE19
Rev. 07/01



**2002-2003 KENTUCKY HIGH SCHOOL ATHLETIC ASSOCIATION
ANNUAL VERIFICATION OF TITLE IX PROCEDURES
(To be submitted by April 15, 2003 along with other required forms)**

The FRANKFORT High School, FRANKFORT, Kentucky
(Name of High School) (City)

certifies to the Kentucky High School Athletic Association that the following is an accurate and true representation of the facts surrounding compliance with Title 20, U.S.C. Titles 1681-1688, et. Seq. (also known as Title IX)

I certify the following provisions in accordance with records at the school contained in the permanent Title IX file, and to the best of my knowledge have completed the following tasks. (All boxes must be checked)

- Established a gender equity committee at the high school. (list committee personnel and provide attachment if necessary)

Name	Address	Phone	Title
Garland Higgins	3441 Evergreen Rd Frankfort	223-8288	parent
Mr. & Mrs. Steve Dawson	1227 Equestrian Way Frankfort	695-4028	parent
Tammy Desselle	221 E. Third St. Frankfort	875-1951	parent
Nancy Miracle	1026 Westbend Dr. Frankfort	223-4153	parent
Arlene Cash	227 Stonehedge Dr. Frankfort	695-3697	parent
Mr. & Mrs. Ernie Howard	306 Shelby St. Frankfort	226-2826	parent
Joey Thacker	1416 Highview Circle Frankfort	227-3050	Coach- Girls basketball/football
Scott Chalk	310 Paul Sawyer Dr Frankfort	223-7959	Coach/ athletic director


- Scheduled a minimum of three meetings during the 2001-2002 school year on the following dates: 1/6/03, 2/17/03, 4/8/03

- Designated the following person(s) as the Title IX coordinator for the school/district:


Scott Chalk	Athletic Director	310 Paul Sawyer Dr. Frankfort	(502) 803-1861
Name	Title	Address	Phone

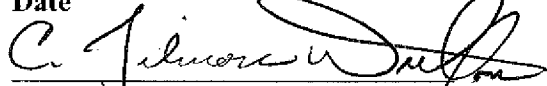
- School personnel are continuing to make periodic reviews of the boys and girls athletics program reflected in the Corrective Action Plan.

- In addition to the above information, the above referenced school maintains a complete permanent file relative to Title IX records including copies of the self-assessment audit, all corrective action plans, and other related materials.


Principal's Signature

4-14 2003
Date


Superintendent Signature


School Board Chairpersons' Signature

(Send original copy to KHSAA - Maintain duplicate in Title IX school folder)

2002-2003
ACCOMMODATION OF INTERESTS AND ABILITIES
SUMMARY PROGRAM CHART 1

KHSAA
 Form T1
 Rev. 07/01

Participation Opportunities Test One

		(Column 1)	(Column 2)	(Column 3)	(Column 4)
	Program	Enrollment	Percentage of Total Enrollment	Number of Interscholastic Participants (double and triple count)	Percentage of Total Participation
Row 1	GIRLS	158	52%	178	45.4%
Row 2	BOYS	146	48%	214	54.6%
Row 3	Totals	304	100%	392	100%

Instructions: *Number of 8th grade students & below used in Column 4 calculations if applicable: 36

- 1) Determine the total number of girls enrolled, (place in Row 1, Column 1). Determine the total number of boys enrolled, (place in Row 2, Column 1).
- 2) Add the total number of girls and boys enrolled to determine total enrollment, (place in Row 3, Column 1).
- 3) Calculate the percentage of total enrollment that is female. (Divide Row 1, Column 1 by row 3, Column 1 and place in Row 1, Column 2.) Calculate the percentage of total enrollment that is male. (Divide Row 2, Column 1 by Row 3, Column 1 and place in Row 2, Column 2.) Note: Row 1, Column 2 plus Row 2, Column 2 should total 100%.
- 4) Ask the head coaches to review the most updated eligibility or squad lists for their teams. Ask coaches to confirm the names of those individuals who are on the team as of the first **date of competition**, and cross out the names of those who were cut from the team or quit the team prior to the first competitive event. Determine the total number of interscholastic athletics participants that are girls, (and place in Row 1, Column 3). In order to determine the total number of athletics participants, an individual should be counted each time he or she participates on a team. For example, if Jane Doe competes on the varsity volleyball team, the junior varsity volleyball team, the junior varsity basketball team, and the varsity softball team, she should be counted as four participants (**do not include club or intramural sports participants, cheerleaders, dance teams, or pom squads**). Calculate the same way for boys and girls. * In addition, should 8th grade students and below play on a Freshman, Junior Varsity, or Varsity team, they should also be counted for each team and sport on which they participate. If applicable, please asterisk the above notation as to how many 8th grade students & below are included. Using the same procedure, determine the total number of interscholastic athletic participants that are boys, (and place in Row 2, Column 3). Add Row 1, Column 3 plus Row 2, Column 3 to get total participants and place in Row 3, Column 3.
- 5) Calculate the percentage of female participation. (Row 1, Column 3 divided by Row 3, Column 3 and place in Row 1, Column 4.) Calculate the percentage of male participation. (Row 2, Column 3 divided by Row 3, Column 3 and place in Row 2, Column 4.) Note: Row 1, Column 4 plus Row 2, Column 4 should total 100%.

Note: While being within three percent is not a formal compliance standard; if the percent listed in Row 1, Column 4 is within 3% of Row 1, Column 2, then it provides a good target within which compliance is likely.

Principal's Signature: Dennis Hancock Date: 4-14-03

ACCOMMODATION OF INTERESTS AND ABILITIES
SUMMARY PROGRAM CHART 2

Participation Opportunities Test Two

			Column 1	Column 2	Column 3	Column 4	Column 5
Program			Number of Teams Currently Offered	Number of Participants	Number of Teams Added in Last Five Years	Number of Participants Added in Last Five Years	Percent of Total Participation By Sex Added in Last 5 Years
GIRLS	Row 1	varsity:	7	92	1	8	
	Row 2	j.v.:	6	71	2	17	
	Row 3	frosh:	1	15	1	15	
	Row 4	total:	14	178	4	40	22%
BOYS	Row 5	varsity:	9	126	1	6	
	Row 6	j.v.:	7	80	1	6	
	Row 7	frosh:	1	8	0	0	
	Row 8	total:	17	214	2	12	5.6%

- 1) List the number of interscholastic teams offered for girls and boys at each competitive level (for example, varsity, junior varsity, and freshman levels). Total each of the entries in Column 1 into Row 4, Column 1 and Row 8, Column 1.
- 2) List the number of interscholastic teams that have been added in the last five years at each competitive level. Total each of the entries in Column 3 into Row 4, Column 3 and Row 8, Column 3.
- 3) List the number of participants that are currently on each level of the teams that were added in the last five years. Total each of the entries in Column 2 into Row 4, Column 2 for girls and Row 8, Column 2 for boys. If a team was added previously but no longer exists, there are no current participants to be added for that team.
- 4) List the number of participants added in the last 5 years. Total each of the entries made in Column 4 into Row 4, Column 4 for girls and Row 8, Column 4 for boys.
- 5) Calculate the percentage of participants that have been added in the last five years (Column 4 divided by Column 2 on each line). For example, if girls' varsity soccer (22 participants), junior varsity soccer (18 participants), junior varsity golf (8 participants), and freshman softball (15 participants) have been added in the last five years, then 63 participation opportunities have been added for girls. If the total number of female participants in the program is 96 (taken from Form T-1, Row 1, Column 3), then 65.6% of the current opportunities (63 of 96) have been added in the last five years. Perform similar calculations for male participants.

Note: If the percentage of current participants added in the last five years is 25% or greater, compliance with test two may be possible. If less than 25%, then compliance with test three should be analyzed. **CAUTION:** 25% is not a formal compliance standard.

2002-2003 NOTES FOR T-2 PARTICIPATION OPPORTUNITIES FORM

GIRLS TEAMS ADDED IN THE LAST 5 YEARS:

Varsity – swimming
JV – swimming and golf
Freshman – basketball

BOYS TEAMS ADDED IN THE LAST 5 YEARS:

Varsity – swimming
JV - swimming


2002-2003
ACCOMMODATION OF INTERESTS AND ABILITIES
SUMMARY PROGRAM CHART 3

KHSAA
 Form T3
 Rev. 07/01

Participation Opportunities Test Three

For any question answered "YES" identify the respective sport(s).

	GIRLS (Yes / No)		BOYS (Yes / No)
1. Is there an intramural team offered in a sport not now available in the interscholastic athletics program? (YES or NO)	NO		NO
2. For a sport <u>not</u> currently offered, is there sufficient interest to form a viable interscholastic team based on participation on an intramural team or community recreation teams? (YES or NO)	NO		NO
3. For a sport <u>not</u> currently offered, is there sufficient interest to form a viable interscholastic team with the interscholastic survey.	YES **		NO
4. For a sport currently offered, is there interest to form a viable team for a junior varsity, freshman, or other intramural level that is not currently offered? (YES or NO)	NO		NO
5. If you answered YES to question (1), (2), (3) or (4), are there enough high schools in your geographic area offering the sport (at the appropriate level) to allow for the development of a reasonable schedule of competition. (YES or NO)	YES		NO

Principal's Signature:  Date: 4-14-03

** The initial student survey showed 45 girls interested in starting Volleyball. We are in the process of meeting with these girls to determine how many of these girls are already participating in another Fall sport. From that point we will be able to determine if we can start volleyball without being detrimental to another established fall girls sport.

2002-2003
ACCOMODATION OF INTERESTS AND ABILITIES+
SUMMARY PROGRAM CHART 4

Levels of Competition Test One

		Column 1	Column 2	Column 3
Girls	Team Levels	Number of Teams Currently Offered	Number of Participants	Percentage of Participants at Each Level
Row 1	varsity:	7	92	51.7%
Row 2	j.v.:	6	71	39.9%
Row 3	frosh:	1	15	8.4%
Row 4	total:		178	100%
Boys				
Row 5	varsity:	9	126	59%
Row 6	j.v.:	7	80	37.3%
Row 7	frosh:	1	8	3.7
Row 8	total:		214	100%

- 1) Column 1, list the number of interscholastic teams offered for girls and boys at each competitive level; varsity; junior varsity, and freshman. (Refer to Form T-2, Accommodation of Interests and Abilities, Summary Program Chart 2, Column 1.)
- 2) For Column 2, list the number of participants at each level. For girls, total the entries in Rows 1, 2, and 3 into Row 4. For boys, total the entries in Rows 5, 6, and 7 into Row 8. (Refer to Form T-2, Accommodation of Interests and Abilities, Summary Program Chart 2, Column 2.)
- 3) For Column 3, calculate the percentage of female and male participants at each level.
For girls' varsity, junior varsity, and frosh, respectively:
 - Divide Column 2, Row 1 by Column 2, Row 4, and place the percentage in Column 3, Row 1.
 - Divide Column 2, Row 2 by Column 2, Row 4, and place the percentage in Column 3, Row 2.
 - Divide Column 2, Row 3 by Column 2, Row 4, and place the percentage in Column 3, Row 3.
 -
 For boys' varsity, junior varsity, and frosh, respectively:
 - Divide Column 2, Row 5 by Column 2, Row 8, and place the percentage in Column 3, Row 5.
 - Divide Column 2, Row 6 by Column 2, Row 8, and place the percentage in Column 3, Row 6.
 - Divide Column 2, Row 7 by Column 2, Row 8, and place the percentage in Column 3, Row 7.

Principal's Signature: _____

Dennis Hancock

Date: _____

4-14-03

2002-2003 KHSAA TITLE IX ATHLETICS AUDIT

KHSAA
Form T41
Rev. 07/01

Checklist - Overall Interscholastic Athletics Program

Areas of Compliance	ADVANTAGE TO (Respond based on Internal Evaluation by checking the appropriate column.)		
	GIRLS' PROGRAM	BOYS' PROGRAM	NEITHER PROGRAM
Equipment and Supplies			X
Scheduling of Games and Practice Time			X
Travel and Per Diem Allowances			X
Coaching			X
Locker Rooms, Practice and Competitive Facilities			X
Medical and Training Facilities and Services			X
Publicity			X
Support Services			X
Athletic Scholarships			N/A
Tutoring			N/A
Housing and Dining Facilities and Services			N/A
Recruitment of Student Athletes			N/A

Principal's Signature: *Dennis Hancock* Date: 4-14-03

**2002-2003
BUDGETED AND ACTUAL EXPENDITURES - PROGRAM COMPARISON CHART
TO INCLUDE BOOSTER CLUB FUNDING**

	equipment and supplies		travel		awards		coaches' salaries (to include supplemental and extended employment)		facilities improvements		publications (if sport-specific)	
	B	E	B	E	B	E	B	E	B	E	B	E
G basketball	\$4000	\$7046.49		\$1564.91		\$943.68		\$8956.25	0	\$9705.84		0
B basketball	\$4000	\$8999.72		\$3961.64		\$893.06		\$8843.28	0	\$9475.35		0
G softball	\$3000	\$634.15				\$75.50		\$3776.79	0	NA		0
B baseball	\$3000	\$1456.70		\$827.10		\$54.75		\$2845.62	0	NA		0
G cross country	\$750	\$557.33		\$568.36		\$941.79		\$1005	0	NA		0
B cross country	\$750	\$557.33		\$568.36		\$941.79		\$1005	0	NA		0
G golf	\$1000	NA		NA		NA		NA	NA	NA		0
B golf	\$1000	\$353.25						\$1260	0	NA		0
G soccer	\$4000	\$940.42		0		\$148.79		\$5290.94	0	NA		0
B soccer	\$4000	\$2538.99		\$195.70		\$1340.83		\$10,620.11	0	NA		0
G swimming	\$500	\$106.85						\$862.50	0	NA		0
B swimming	\$500	0						\$862.50	0	NA		0

"B" is for budgeted dollar amounts and "E" is for actual dollar expenditures. Expenditures should include items provided by third parties such as Booster Clubs.

Principal's Signature: Dennis Hancock Date: 7-14-03

2002-2003

KHSAA
Form 136
REV. 07/01

**BUDGETED AND ACTUAL EXPENDITURES - PROGRAM COMPARISON CHART 2
TO INCLUDE BOOSTER CLUB FUNDING**

Teams	equipment and supplies		travel		awards		coaches' salaries (to include supplemental and extended employment)		facilities improvements		publications (if sport-specific)	
	B	E	B	E	B	E	B	E	B	E	B	E
G track	\$1500	\$3126.76		\$1416.30		\$1658.94		\$2190		\$79.56		0
B track	\$1500	\$3126.76		\$1416.30		\$1658.94		\$2190		\$79.56		0
G tennis	\$1000	\$827.15		0		\$357.77		\$1245		NA		0
B tennis	\$1000	\$81.13		0		\$142.97		\$765.36		NA		0
G volleyball	NA	NA		NA		NA		NA		NA		NA
B wrestling	\$1000	\$87		0		0		\$377.58		\$159.12		0
G (list sport)												
B (football)	\$8500	\$10,576.92		0		\$706		\$13,484.94		\$5316.13		0
G (list sport)												
B (list sport)												

"B" is for budgeted dollar amounts and "E" is for actual dollar expenditures. Expenditures should include items provided by third parties such as Booster Clubs.

Principal's Signature: *Dennis Hancock* Date: 4-14-03

School Name: Frankfort High School
 School Year: 2002-2003
 Principal's Signature: _____
 Date: 4/13/03

2002-2003
TITLE IX
CORRECTIVE ACTION PLAN

To complete this form, indicate the intended area which needs corrective action, the suggested change and time table for implementation. You may copy this form as needed. Please attach corrective action plans along with audit forms and submit by April 15, 2003.

ITEM FOR CORRECTION	SUGGESTED CHANGE	TIME TABLE FOR CORRECTIVE ACTION
Disproportion in events between Boys & Girls soccer and basketball.	Balancing of Boys and Girls basketball (as well as B&G soccer) preseason scrimmage opportunities and starting a girls Capital City Classic in soccer	Completed 2001-02 school year. This is no more District preview for girls or boys due to seeding. Girls and Boys soccer are run equally at the same time.
Prioritize girls programs for fundraising opportunities.	All fundraisers must be approved by Athletic Director and then the Principle before they can begin.	Completed 2002-03 school year.
Weightlifting facilities are not accessible to all programs.	Establish a new weight room possible in the old Pit.	New weight facility at the Wilkinson Gym is now easily accessible to all programs. Still need to add more smaller weights for girls.
Disproportion between Boys and Girls soccer programs.	Make friends of FHS Soccer a co-ed organization with equal opportunity for Bingo.	Fall 2001 eliminated bingo as a fundraiser for Frankfort High School.
Inexperience of some girls coaches vs boys coaches. Balance the # of girls soccer coaches with boys	Encourage younger coaches to attend clinics. Try to recruit more Asst coaches for girls soccer.	Girls soccer coaches attended National Soccer clinic for the past 3 years. Girls soccer added 2 quality Asst Coaches in 2002.
Basketball facilities are not equal for boys and girls.	Improve washroom, equipment room, and lockerroom facilities for girls.	Remodeled and completed 2000-01 school year
Athletes in some programs are paying more than others for gear.	Equalize the cost (of comparable sports) to the participants	This is now closely monitored and the girls and boys sports are working together to maintain continuity. Ongoing process.
Evaluate interest in starting girls Volleyball	Student survey and then a meeting to discuss it with all those who have an interest. Evaluate how many who are interested are already involved in another Fall sport.	We are continuing to monitor the interest level each year. The 2002-03 survey showed 45 girls with interest in Volleyball, and we will be have meeting with those interested to further investigate the feasibility of it.
Balance prime time days and starting times for boys and girls basketball. Adjust Title 9 Comm. Meetings to Fall, Winter, Spring.	This is an ongoing process. We will implement this for the 2003-04 school year.	2002-03 schedule was the most balanced yet. Meetings were more spread out in 2003 but still need to have one in the fall for 2003-04 school year.
Uniform replacement is monitored and equal, but there is nothing in writing.	Develop a WRITTEN uniform replacement policy for all sports.	We will attempt to draft a policy in 2003.

- An explanation (status report) is needed for all areas identified previously as items for correction as well as all areas currently identified as items for correction. This form shall be typed.

Principal's Signature:  Date: 4-14-03



2002-2003 INTERSCHOLASTIC ATHLETICS SURVEY

Summary of Student Responses

School Name: Frankfort High
School Enrollment: 294
Date: 3/24/03
Completed By: Chalk

Instructions:

1. Summarize the Student Athletics Interest Surveys Form T-61 by listing the total number of responses on the line next to each sport.
2. Under the Other Category please provide a listing of the sports as well as the number of students who are interested in participating.
3. Please sign and date the Summary Form (T-63) and mail the Summary Form only to the KHSAA by April 15, 2003. Do not mail the student surveys (Form T-61). However, these Forms should be maintained in your files in the event they are requested subsequently.

240 Number of Surveys
190 Total Returned
9,10,11 Grades Surveyed

How Was The Survey Administered? 9th, 10th, 11th grade Home rooms
(e.g. was it given in all English classes, or all home rooms, or advisee/advisor?)

Fall Sports (List Total Number of Participation Responses)

~~|||||~~ Cross Country (Girls) 7
~~|||||~~ Cross Country (Boys) 6
~~|||||~~ Field Hockey (Girls) 5
~~|||||~~ Football (Boys) 30
~~|||||~~ Golf (Girls) 10
~~|||||~~ Golf (Boys) 14
~~|||||~~ Soccer (Girls) 25
~~|||||~~ Soccer (Boys) 16
~~|||||~~ Volleyball (Girls) 45
~~|||||~~ Volleyball (Boys) 4

Winter Sport (List Total Number of Participation Responses)

~~|||||~~ Basketball (Girls) 27
~~|||||~~ Basketball (Boys) 27
~~|||||~~ Gymnastics (Girls) 27
~~|||||~~ Indoor Track (Girls) 9
~~|||||~~ Indoor Track (Boys) 11
~~|||||~~ Swimming & Diving (Girls) 16
~~|||||~~ Swimming & Diving (Boys) 4
~~|||||~~ Wrestling (Boys) 8

Spring Sport (List Total Number of Participation Responses)

IIII II II II IIII Baseball (Boys) 25
 IIII IIII IIII IIII Fast Pitch Softball (Girls) 24
 IIII IIII IIII Slow Pitch Softball (Girls) 17
 IIII IIII IIII IIII Tennis (Girls) 25
 IIII IIII IIII Tennis (Boys) 12
 IIII IIII IIII Track (Girls) 15
 IIII IIII IIII Track (Boys) 15

Other Sports (From Student Survey T-61 Question 10)

Name of Sport	Number of Students Interested In Participating
Diving	I
Girls-Powder Puff	IIII
Rugby	III
Lacross	II
Hockey	IIII
weightlifting	I
volleyball	IIII
dance	III II
Disc Golf	III

Number of Students who participate in Intramural Sports.
(From Student Survey T-61 Question 5)

Sport	Number
Cricket	I
Football	I

List Intramural Sports students are interested in adding:
(From Student Survey T-61 Question 6)

Sport	Number
Rugby	III Hockey 1
Lacross	III
weightlifting	I
volleyball	III III
wrestling	I
basketball	III III III III
ping pong	III
Powder Puff	III III II
Soccer	III
Tennis	I
Team Handball	I
Softball	I

Participation in Non-School Sports Activities
(From Student Survey T-61 Question 7)

Sport	Number
Basketball	
Softball	
Soccer	
base ball	
Horae back riding	
Hiking	
skate boarding	

Reasons for not participating in interscholastic athletics.
(From Survey Question 8)

Response	Number
 I prefer other activities such as band, chorus, etc.	
 I don't have time	
The practice schedules and game times are inconvenient	
 The sport I like isn't offered	
It's too expensive	
_____ I prefer to participate in club or intramural sports	
 Working	
 Other	
_____ Health related, grades, lazy	

Student Suggestions to encourage participation

More team trips, organization, practice time, less expensive
more money

Dennis Hancock
Principal's Signature

4-14-03
Date

2002-2003 ATHLETIC BUDGETS

BASEBALL	\$3000
BASKETBALL	
BOYS	\$4000
GIRLS	\$4000
CHEER/DANCE	\$1500
CROSS COUNTRY	\$1500
FOOTBALL	\$8500
GOLF	
BOYS	\$750
GIRLS	\$750
SOCCER	
BOYS	\$4000
GIRLS	\$4000
SOFTBALL	\$3000
SWIMMING	\$500
TENNIS	
BOYS	\$750
GIRLS	\$750
TRACK	
BOYS	\$1500
GIRLS	\$1500
WRESTLING	\$500
TOTAL	\$40,500

FRANKFORT INDEPENDENT SCHOOL DISTRICT
EXTRA DUTY SCHEDULE - ATHLETICS

Cert. Employees - Percent will be assessed on the employee's base salary
Paraprof. Coaches - Percent will be assessed on Rank IV salary schedule

Athletic Director - Coaching	15.00%
Athletic Director - No Coaching	17.50%
Baseball - Asst.	3.00%
Baseball - Head	7.50%
Basketball - Asst.	5.00%
Basketball - Asst. Fresh.	7.50%
Basketball - Asst. JV	10.00%
Basketball - Asst. M.S.	3.00%
Basketball - Fresh. Boys & Girls	5.00%
Basketball - Head H.S.	17.50%
Basketball - Head M.S.	7.50%
Cheerleader Sponsor - All Yr. M.S.	7.50%
Cheerleading - (1 squad + Asst.)	10.00%
Cheerleading - Asst. H.S. - 1 squad	3.00%
Cheerleading - Asst. HS - 2 squads	5.00%
Cheerleading - Asst. M.S. - 2 squads	3.00%
Cheerleading - Head (1 squad, No Asst.)	12.50%
Cheerleading - Head (2 squads + Asst.)	12.50% per season
Cheerleading - Head (2 squads, No Asst.)	15.00%
Cheerleading Coach - Head H.S. 2 squads	7.50%
Cross Country - Asst. Boys & Girls	2.00%
Cross Country - Boys	2.00%
Cross Country - Boys & Girls	3.00%
Cross Country - Girls	2.00%
Dance Coach	3.00%
Football - Asst. Fresh. JV	10.00%
Football - Asst. M.S.	3.00%
Football - Head H.S.	17.50%
Football - Head M.D.	7.50%
Football Coach - Asst.	7.50%

Golf - Asst. Boys & Girls	2.00%
Golf - Boys & Girls	5.00%
Golf - Girls	3.00%
Golf -Boys	3.00%
Intramural - Boys	2.00%
Intramural - Boys & Girls	3.00%
Intramural - Girls	2.00%
Soccer - Asst.	7.50%
Soccer - Asst. JV	10.00%
Soccer - Head H.S.	17.50%
Soccer - Head M.S.	7.50%
Soccker - Asst. M.S.	3.00%
Softball - Asst.	3.00%
Softball - Head	7.50%
Swimming - Asst.	2.00%
Swimming - Boys & Girls	5.00%
Swimming - Head Boys	3.00%
Swimming - Head Girls	3.00%
Tennis - Asst. Boys & Girls	2.00%
Tennis - Boys	3.00%
Tennis - Boys & Girls	5.00%
Tennis - Girls	3.00%
Track - Asst. H.S. & M.S.	3.00%
Track - Asst. (one school)	2.00%
Track - Head Boys & Girls	7.50%
Track - Head Boys	3.00%
Track - Head Girls	3.00%
Weightlifting	2.00%
Wrestling	5.00%
Wrestling - Asst.	2.00%

FAX COVER SHEET

Frankfort High School
328 Shelby Street
Frankfort, Kentucky 40601

OK
5/6/03

Telephone
502-875-8655

Fax
502-875-8657

TO: Phyllis Catlett - KHSAA

FROM: Scott Chalk - Frankfort High

SUBJECT: Title IX supplements

DATE: 5/6/03

NUMBER OF PAGES INCLUDING THIS PAGE 5

Special Comments:

EQUIPMENT AND SUPPLIES - SUMMARY PROGRAM COMPARISON 1

BENEFIT		GIRLS (number of participants)	BOYS (number of participants)
Game Uniform Quality	excellent:	20 35 ⁵	15 21 ⁴
	good:	40 ¹⁰	12 125 ^{3 5 3}
	fair:	30 30 ⁵	27 ⁵
	poor:		
Practice Uniform Quality	excellent:		
	good:	45 45 ⁵	75 80 ^{15 30}
	fair:		
	poor:		
Sport-specific Quality	excellent:	15 30 ⁵	15 15 ⁵
	good:	20 60 ⁵	3 121 ^{3 1 6}
	fair:		
	poor:	35 35 ⁵	

Signature: Frank Kullam

Date: 6-25-00

FRANKFORT HIGH CHEERLEADING

Our cheerleaders were selected by our cheer coaches and outside judges that were asked by our coaches. The selection process was held over a three day period. We have one cheer squad that cheers in the for Football, equal number of boys/girls soccer games, and an equal number of boys/girls basketball games.

FRANKFORT LADY PANTHERS
2003-2004 BASKETBALL

Dec. 1	Monday	Harrodsburg	Home	6/7:30
Dec. 4	Thursday	Tates Creek	Home	6/7:30
Dec. 8	Monday	Spencer Co.	Away	6/7:30
Dec. 12	Friday	Woodford Co.	Away	6:30
Dec. 18	Thursday	Nicholas Co.	Away	6/7:30
Dec. 22-23	Monday- Tuesday	Russell Co. Lady Laker Shootout	Russell Co.	
Jan. 2	Friday	Franklin Co.	Home ✓	8:00
Jan. 6	Tuesday	Western Hills	Away	8:00
Jan. 9	Friday	Woodford Co.	Home ✓	6:30
Jan. 12	Monday	East Jessamine	Away	6/7:30
Jan. 16	Friday	Franklin Co.	Away	6:30
Jan. 17	Saturday	Bellevue	Home ✓	4/5:30
Jan. 19	Monday	Clark Co.	Away	6/7:30
Jan. 23	Friday	Western Hills	Home ✓	8:00
Jan. 26-31	Monday- Saturday	All "A" Regional vs. Sayre	Model	
Feb. 9	Monday	Sayre	Away	7:00
Feb. 12	Thursday	Danville	Home	6/7:30
Feb. 17	Tuesday	Paris	Home	6/7:30
Feb. 20	Friday	Dunbar	Away	6:30
Feb. 23	Monday	Berea	Away	6/7:30
Feb. 26	Thursday	Anderson Co.	Away	6/7:30
Feb. 27	Friday	Augusta	Home ✓	7:00
March 2-5		41 st Dist. Tourney	Franklin Co.	
March 12		11 th Regional Tourney	TBA	

9 Home Game
5 PRIME TIME
56 1/2

**FRANKFORT PANTHERS
2003-04 BOYS BASKETBALL**

DEC.2	TUE	LAFAYETTE	AWAY ✓	6/7:30
DEC.5	FRI	JACKSON CO.	HOME ✓	6:30/8
DEC.12	FRI	WOODFORD CO.	AWAY	8:00
DEC.13	SAT	EAST RIDGE CLASSIC	AWAY	TBA
		Opponent-TBA		
DEC.17-22		KING OF THE BLUEGRASS	Louisville	TBA
DEC.29-31		ASHLAND INV. TOUR.	Ashland	TBA
JAN.2	FRI	FRANKLIN CO.	HOME ✓	6:30
JAN.6	TUE	WESTERN HILLS	AWAY	6:30
JAN.9	FRI	WOODFORD CO.	HOME ✓	8:00
JAN.13	TUE	MADISON CENTRAL	HOME	6/7:30
JAN.16	FRI	FRANKLIN CO.	AWAY	8:00
JAN.20	TUE	BEREA	AWAY	6/7:30
JAN.23	FRI	WESTERN HILLS	HOME ✓	6:30
JAN.27,29,31		11 TH REGION ALL-A	HOME	TBA
FEB.4-8		ALL-A STATE TOURNEY	EKU	TBA
FEB.13	FRI	HENRY CLAY	HOME ✓	6/7:30
FEB.17	TUE	WAGGENER	AWAY	6/7:30
FEB.20	FRI	DUNBAR	AWAY	7:30
FEB.24	TUE	ANDERSON CO.	HOME	6/7:30
FEB.27	FRI	COV. CATH.	AWAY	6:30/8
MAR.1-5		41 ST DISTRICT	@FCHS	TBA
MAR.7-12		11 TH REGION	Frankfort	TBA